

## Quick guide to specimen listening comprehension examinations

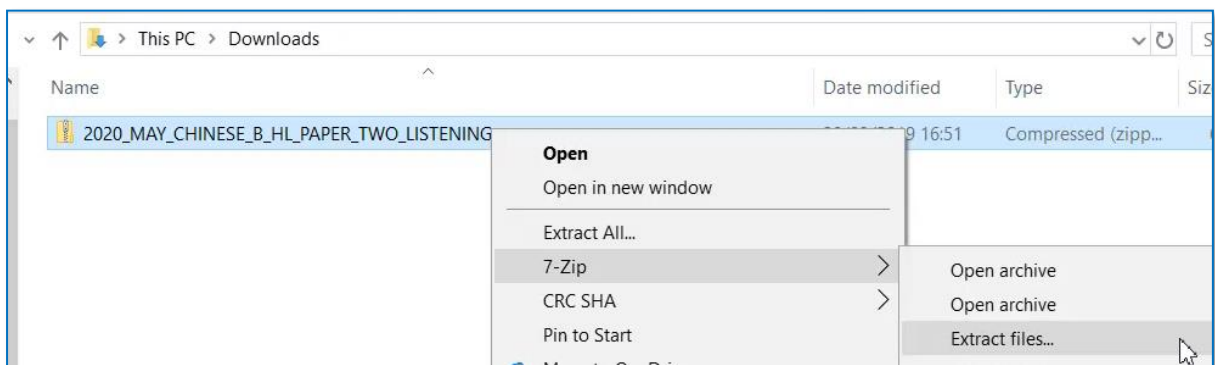
The specimen audio files are provided as password protected zip files to replicate how the files will be delivered during live examination sessions. Schools should use these files to practice extracting the audio, transferring it to an appropriate device and playing the audio files in preparation for the live examinations. The password for all specimen audio files is “k9%d78aw3%”. Schools conducting mock examinations are advised to refer to the *Language acquisition listening comprehension examinations user guide* for further guidance.

### Extracting an audio file

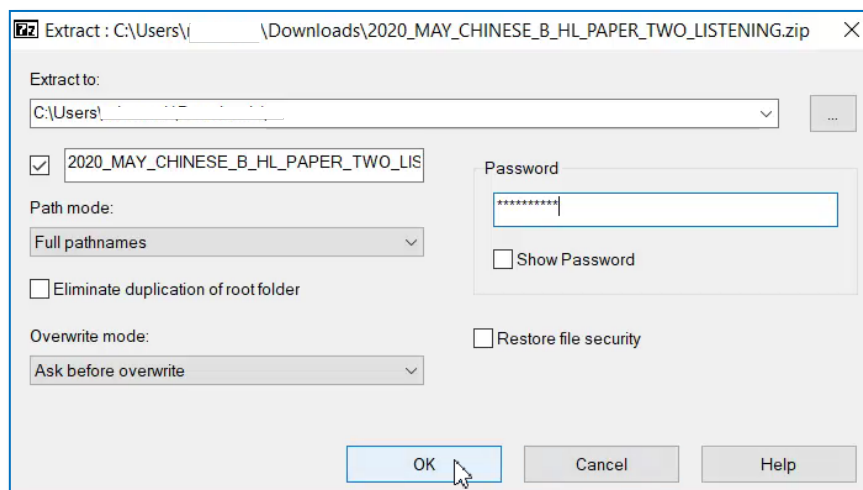
The audio files are stored in a password-protected compressed (zipped) folder. To extract an audio file on a device, it is necessary to ensure that a suitable Zip file utility program is installed. The below instructions/screenshots reference 7-Zip (for Windows) and The Unarchiver (for Mac).

#### Windows

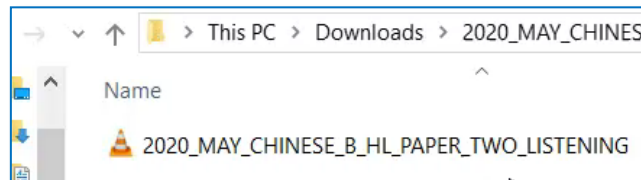
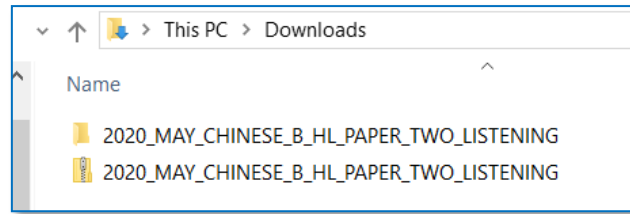
Right click on the folder containing the audio file and select **7-Zip – Extract files....**



Enter the password and select **OK**.

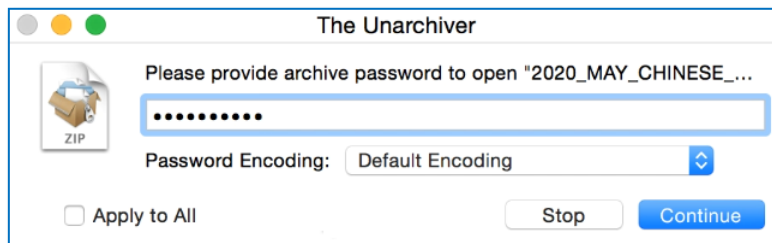


An unzipped version of the folder is now available, and the audio file can be accessed within the folder. (The original zipped folder can be deleted.)

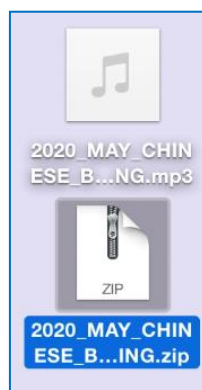


### Mac

Double click on the folder containing the audio file. Enter the password and select **Continue**.



The audio file will be extracted from the folder and made available in the same location as the original folder (which should then be deleted).



- The default unzipping tools installed on Windows and Mac devices will not work for this process, as they do not support the unzipping of password-protected folders.